

I. Introduction

Description

PearBible is a pretty electronic version of Bible that will help you to read this excellent book anywhere you go. You don't need to carry heavy books with you any more, now everything you need is in your mobile device! You don't need to download anything from internet, all texts are accessible offline. SQLite database gives to the application very high performance in data search and usage. Amazing interface will help you to understand how to work with the application from the first sight (but, please, don't forget about Manual).

Features

- Offline access to the all components (books, chapters e.t.c.) of the application
- Easy to use and to understand interface
- Fast search across the all books
- High performable SQLite engine lays in the basis of the application
- Flexibility of the application
- Gestures support
- Free updates!

System requirements

- All Android devices from 1.6 OS version which have touchscreens. Tablet PCs based on Android OS 3.0 are also supported!
- 7 Mb free space in your device for application installation

II. First Launch

At the first launch, you see the message of the database import. You should wait until the end of the process, as usual it takes only 3-5 seconds. This is the only one time operation.



III. Main window

Main window consists of two parts:

- Top part displays the name of the current opened section: chapter/book/Testament and you can use it for fast navigation.
- Bottom part can be used to go in the depth, to open new Testament/book/chapter.

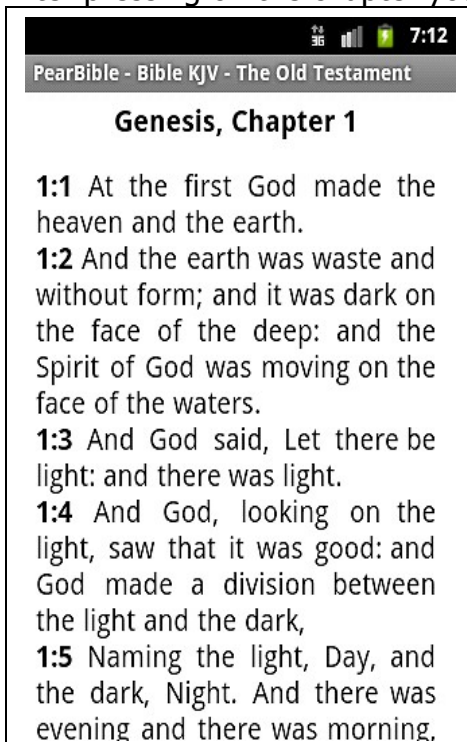


>> Top part. You can go back here, to the previous chapter/book/Testament

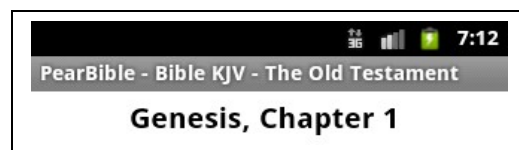
>> Bottom part. Here you can choose new Testament/book/chapter

IV. Text Area

After pressing on the chapter you are interested in you see the screen with text



At the top of Text Area you can see the names of Bibles, Testaments, books, chapters

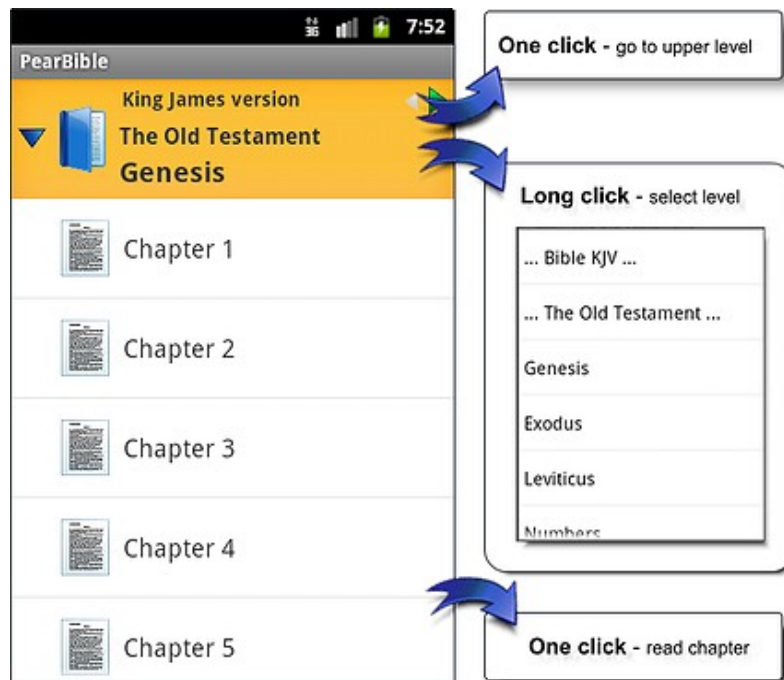



You can go to the previous/next chapter using gestures. To go back to the Main window, press on



V. Navigation

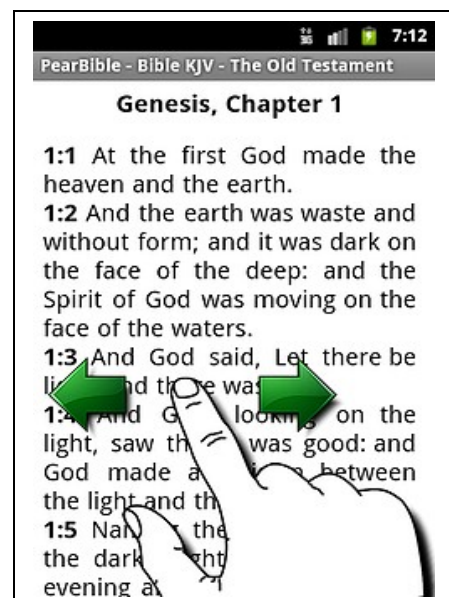
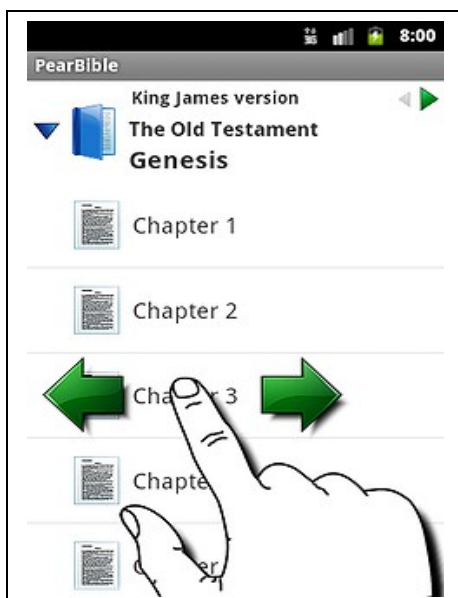
The application includes very easy-to-use navigation mechanism. You can use the top control element to move to the chapter/book/Testament you need. To go to the book/chapter you are interested in, simply press on them.



Besides, if you want to go back (one level up) press on the button , which presents in each device.

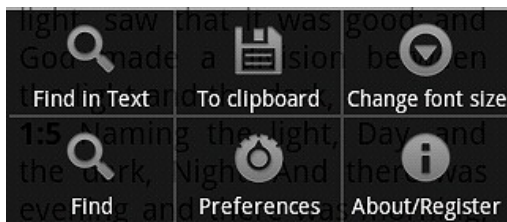
VI. Gestures

You can use gestures to move to the previous/next chapter/book/testament. To use this mechanism you should touch the screen and then move your finger to the left or to the right as you can see on the picture below.



VII. Menu

Application menu consists of six parts:



Find in text – search in the current (opened) chapter

To clipboard – copy of the text of the current chapter in the buffer

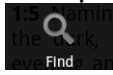

Change font size – change of the font size

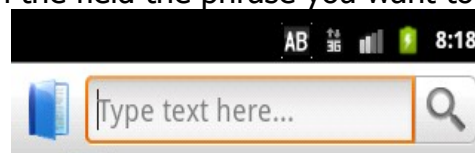
Find – search in the all chapters of Bible

Preferences – application options

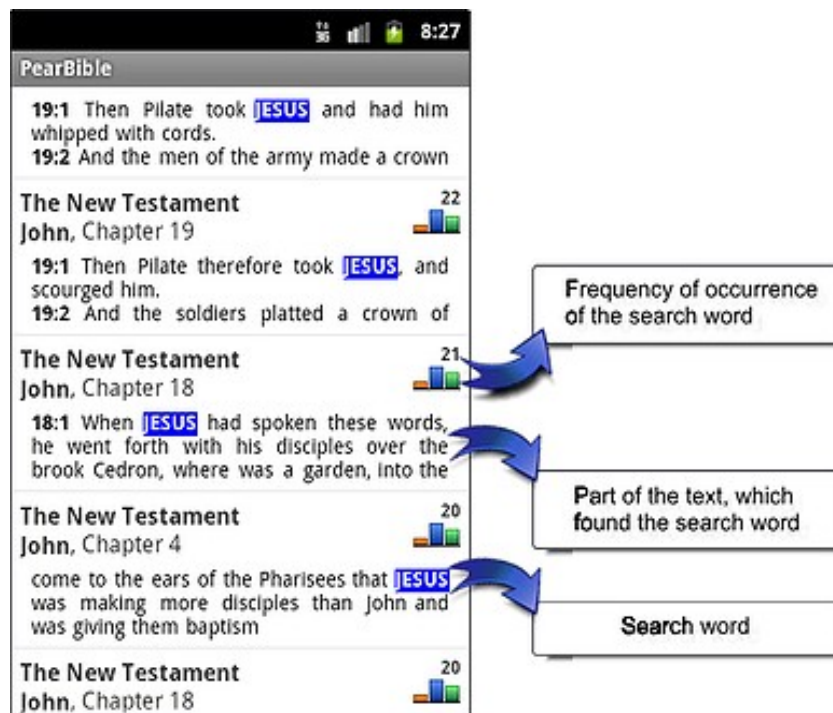
About/Register – About window, Registration window, Contact Us window.

VIII. Search across the book

One of the main PearBible features is a possibility to search the phrase across the whole Bible. To start the search you should go to menu and then press on , or press on the button  in your device. After that type in the field the phrase you want to find.



After pressing on the button the search process starts. It can take 5 - 10 seconds. At last you'll see the window with the search results



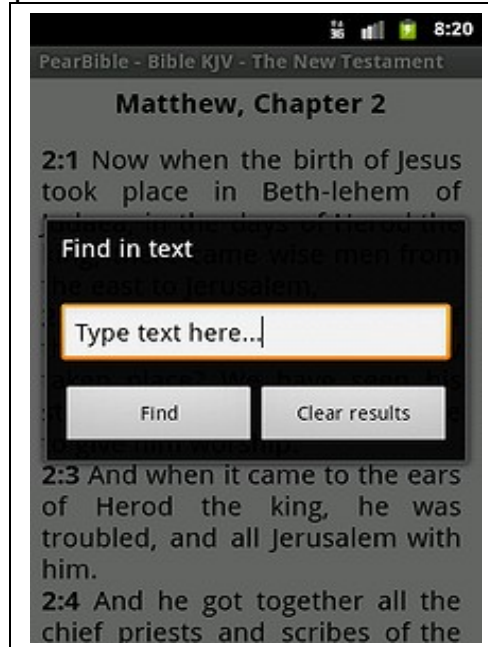
Choose the row you need and go to the view of the chapter.

IX. Search across the chapter

In addition to the search across the book, you can use search in the current (opened) chapter. To find the phrase you want in the current chapter you should go to the menu and then select



In the opened window type the phrase to search:



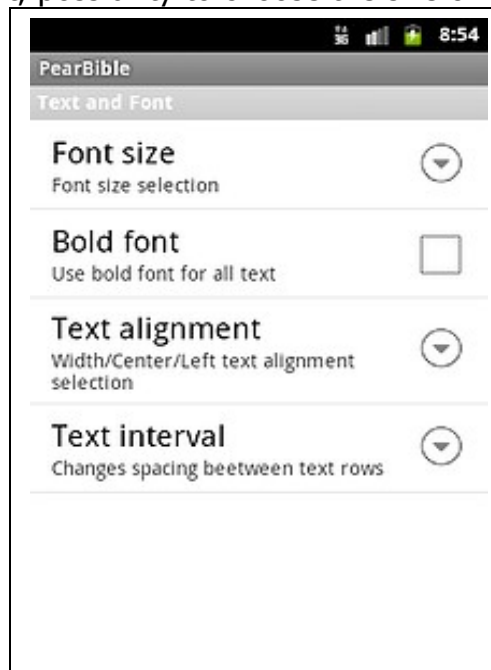
The result of the search, marked in this way

of **JESUS**
them of
Jerod the

will appear in the current chapter in the same window.

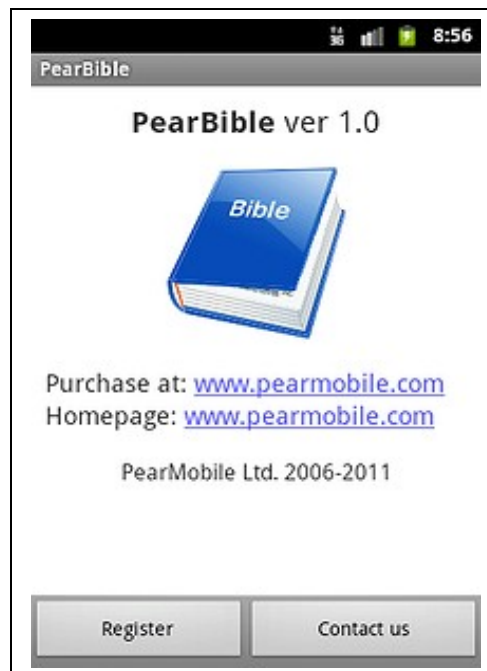
X. Preferences

The application has additional options for more comfortable Bible reading: font resizing, bold font usage, horizontal text alignment, possibility to choose the size of the vertical gap between strings.



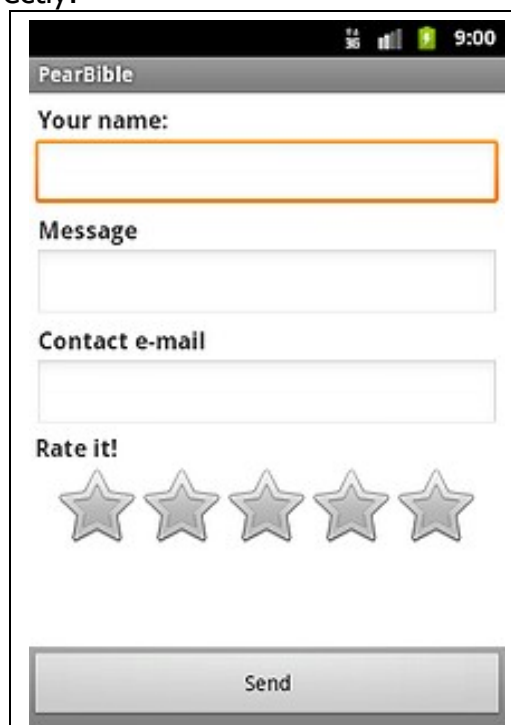
XI. About

About window shows where you can purchase the application. You can also find the [Product Homepage](#) there. Press on the Register button to open the [Registration window](#) where you can enter the registration code. You'll receive the registration code after purchasing of the application.



XII. Contact us

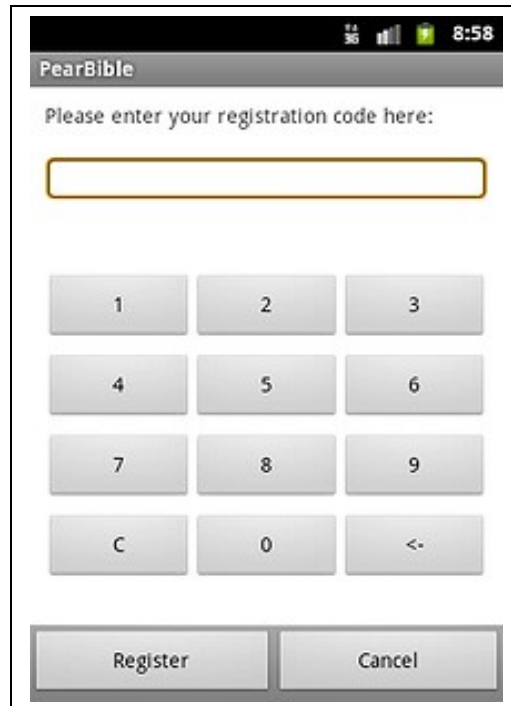
You can use the request form to send us information about errors or suggestions how to make our application better. Fill out the fields "**Your name:**", "**Message**", "**Contact e-mail**" and press on the button "**Send**". You'll get the answer for your questions in short time. Please, input the valid email and type it correctly.

A screenshot of the PearBible application's 'Contact us' form. The title bar at the top says 'PearBible'. Below it, the text reads 'Your name:' followed by an empty text input field. Below that is 'Message' followed by an empty text area. Below that is 'Contact e-mail' followed by an empty text input field. Below that is 'Rate it!' followed by five empty star icons. At the bottom, there is a large 'Send' button. The status bar at the top right shows the time as 9:00.

XIII. Registration

You can purchase the application here: <http://www.pearmobile.com/>

After purchasing of PearBible, the registration code will be e-mailed to you. Then you should enter it in the Registration window. To open this window, you should press on the About/Register button in menu and you'll see About window. Then press on Register button.



Note! All minor updates are free of charge for registered customers!

XIV. How to uninstall the program

To uninstall the program, delete it from the device using the standard way.

Note! Free usage of **PearPrivacy** is limited by 14 days.

You can purchase it here:
<http://www.pearmobile.com/>

Product Homepage:
<http://www.pearmobile.com/>

For support and suggestions of improving our products please write to: support@pearmobile.com or fill out our Request Form <http://www.pearmobile.com/support/>

Copyright © 2006-2011 PearMobile Ltd. All rights reserved.
support@pearmobile.com